

Signify Classified - Internal
Cooper Lighting Solutions Photometric Lab
1121 Highway 74 South
Peachtree City, GA 30269



Scaled data based on original data using
LM-79-08 Approved Method: Electrical and Photometric Measurements of Solid-
State Lighting Products

Test Report Prepared for
Cooper Lighting Solutions
(formerly Eaton)

Brand: INVUE

Report Number: P871362

Luminaire Tested: **EMM2-HSN-SA3B-840-U-T5M**

Issue Date: 09/05/2024

Test Information

Test Method: LM-79-08
Report Number: P871362
Test Lab: INNOVATION CENTER(G3)
Issue Date: 09/05/2024
Manufacturer: COOPER LIGHTING SOLUTIONS (FORMERLY EATON)
Product Line: INVUE
Catalog Number: EMM2-HSN-SA3B-840-U-T5M
Description: EPIC MODERN SHORT HOUSING DISCRETE LED ARRAYS 150W 80CRI 4000K
FIXTURE w/ TYPE V SQUARE MEDIUM DISTRIBUTION OPTIC
Light Source: (30) 4000K CCT, 80 CRI LEDS
Ballast/Driver: ELECTRONIC DRIVER

Summary

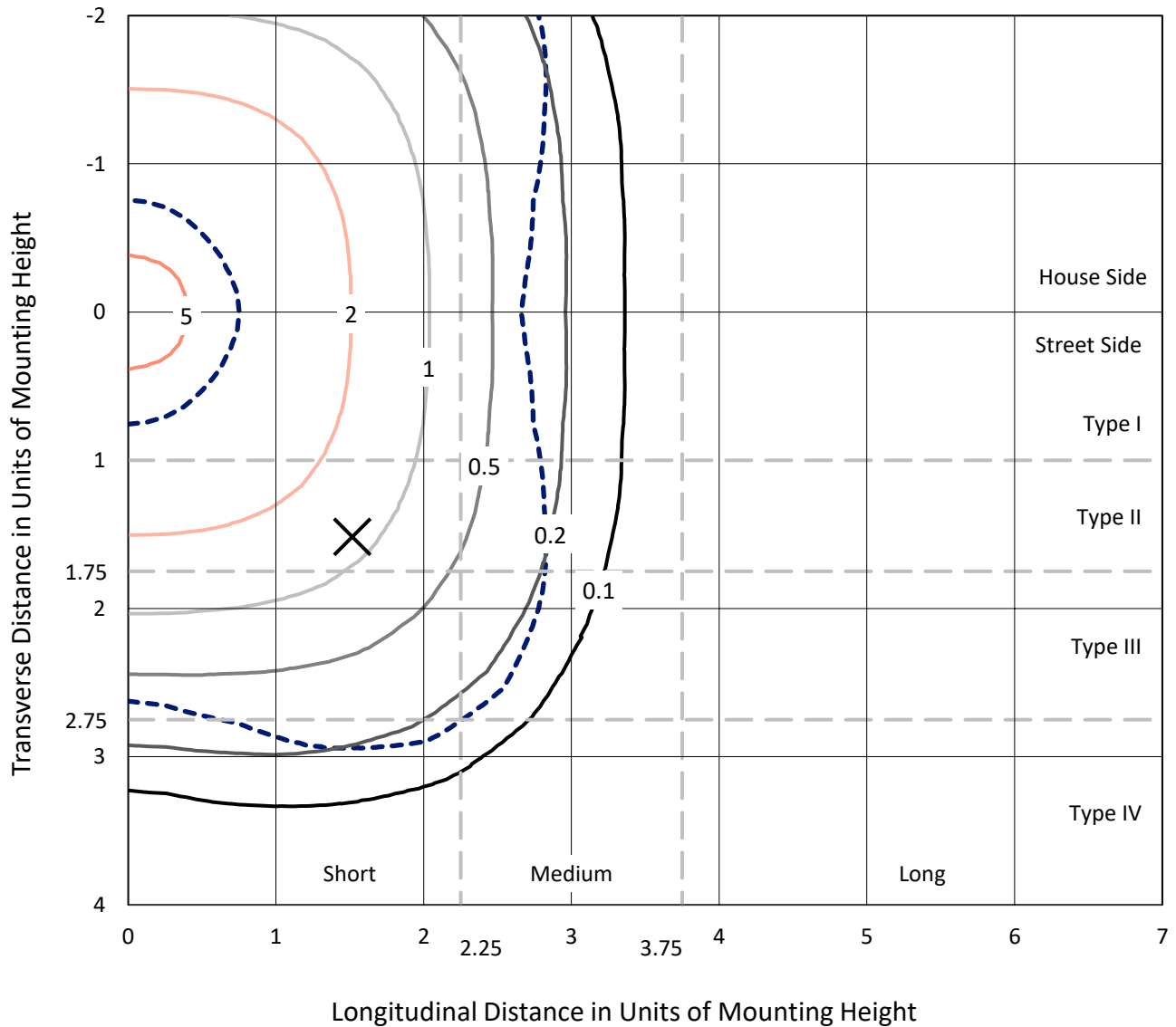
Lumens per Lamp: N/A
Luminaire Lumens: 18799.6 lumens
Efficiency: N/A
Efficacy: 140.3 lumens/watt
Luminous Opening: Rectangular (W 1' x L: 0.33' x H: 0')
IES Classification: Type V - Short
BUG Rating: B4 - U0 - G2

Input Watts (W): 134
Input Voltage (V): 120
Input Current (A_{in}): NR
Voltage Rise (V): NR
Power Factor: 0.99
Total Harmonic Distortion (THDi): 6.70%
Frequency (hertz): 60
Stabilization Time: NR
Operation Time: NR
Ambient Temperature (°C): NR
Test Distance: 24 FT

REPORT NUMBER: P871362
 CATALOG NUMBER: EMM2-HSN-SA3B-840-U-T5M

Iso-Footcandle Lines of Horizontal Illumination

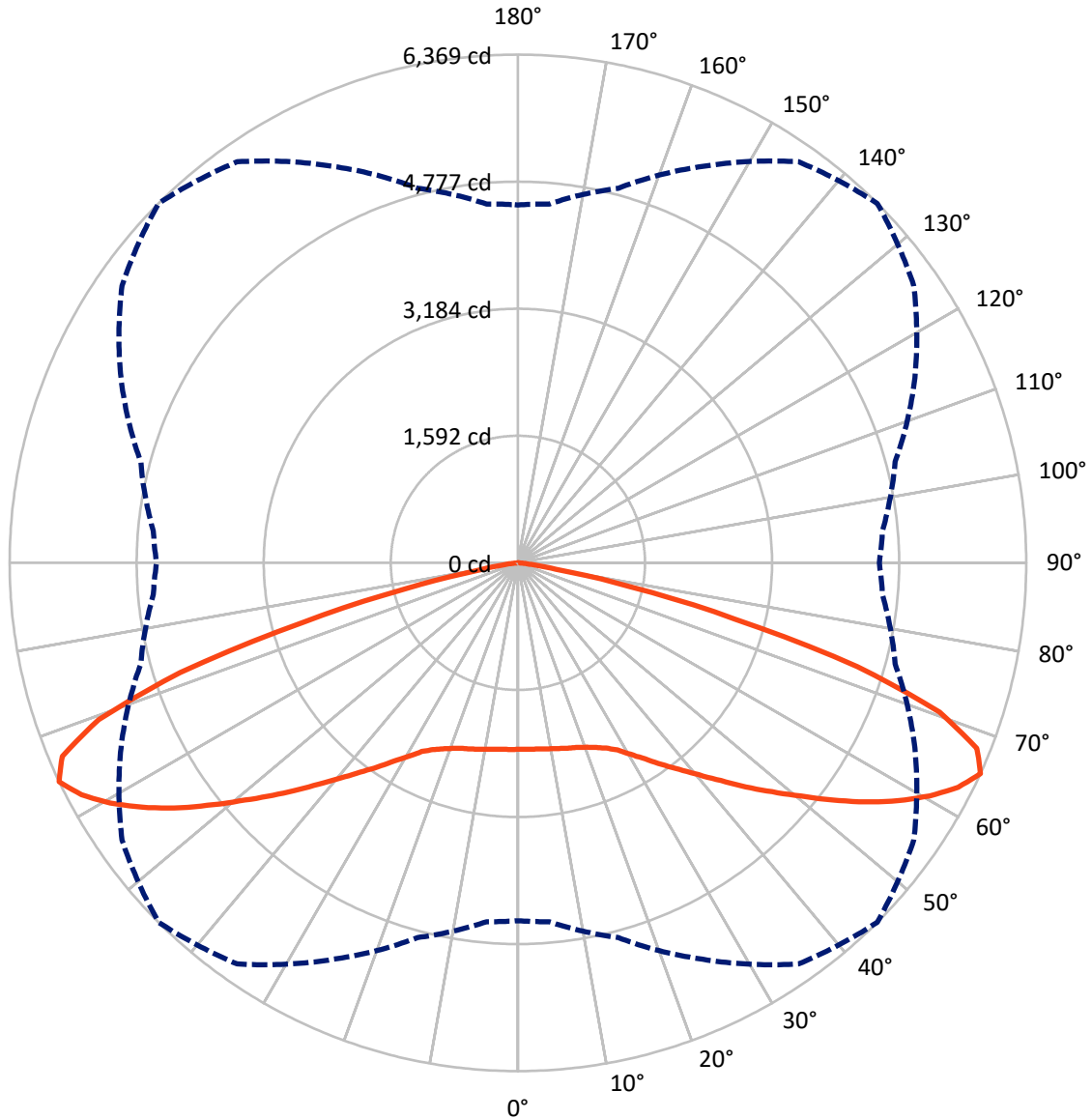
× Max cd
 - - - 1/2 Max cd



Based on 20 foot mounting height. Maximum calculated value = 5.8 fc
 Type V - Short - N/A

REPORT NUMBER: P871362
CATALOG NUMBER: EMM2-HSN-SA3B-840-U-T5M

Luminous Intensity Polar Plot



— Vertical Plane Through 45-Deg Lateral - - - Horizontal Cone Through 65-Deg Vertical

REPORT NUMBER: P871362
 CATALOG NUMBER: EMM2-HSN-SA3B-840-U-T5M

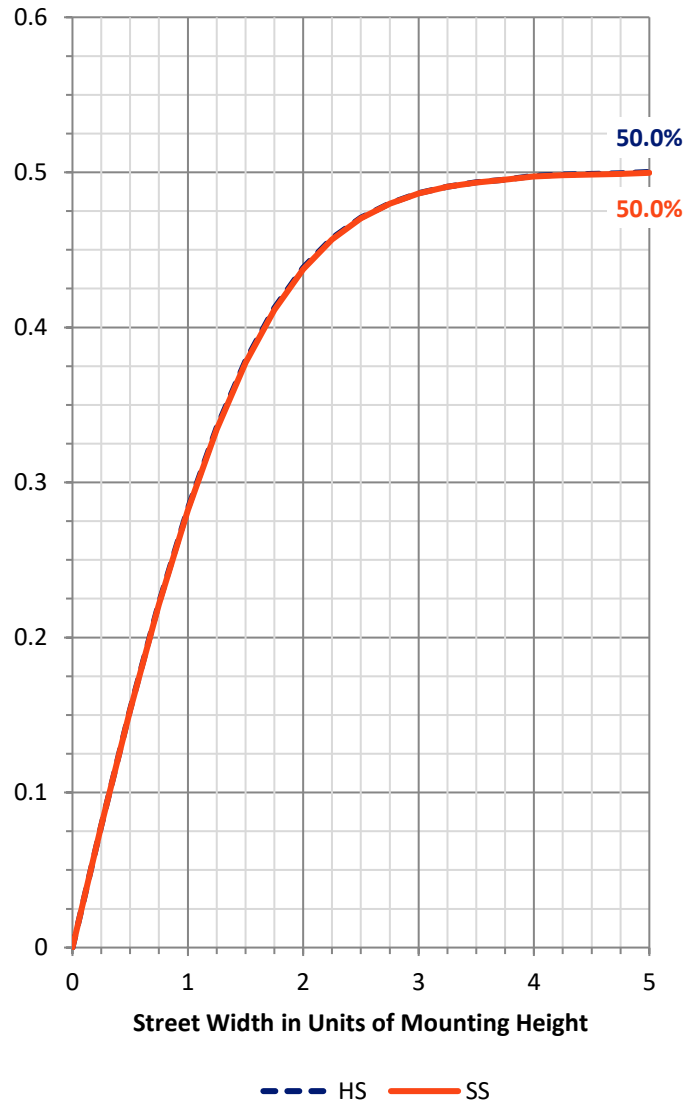
FLUX DISTRIBUTION:

		Downward	Upward	Total
House Side	Lumens	9399.8	0.0	9399.8
	% Fixture	50.0	0.0	50.0
Street Side	Lumens	9399.8	0.0	9399.8
	% Fixture	50.0	0.0	50.0
Total	Lumens	18799.6	0.0	18799.6
	% Fixture	100.0	0.0	100.0

Coefficient of Utilization

ZONAL LUMENS:

Zone	Lumens	% Fixture
0°-10°	224.6	1.2
10°-20°	683.7	3.6
20°-30°	1202.6	6.4
30°-40°	1944.9	10.3
40°-50°	3029.6	16.1
50°-60°	4429.9	23.6
60°-70°	5101.2	27.1
70°-80°	2083.4	11.1
80°-90°	99.7	0.5
90°-100°	0.0	0.0
100°-110°	0.0	0.0
110°-120°	0.0	0.0
120°-130°	0.0	0.0
130°-140°	0.0	0.0
140°-150°	0.0	0.0
150°-160°	0.0	0.0
160°-170°	0.0	0.0
170°-180°	0.0	0.0
0°-90°	18799.6	100.0
0°-180°	18799.6	100.0



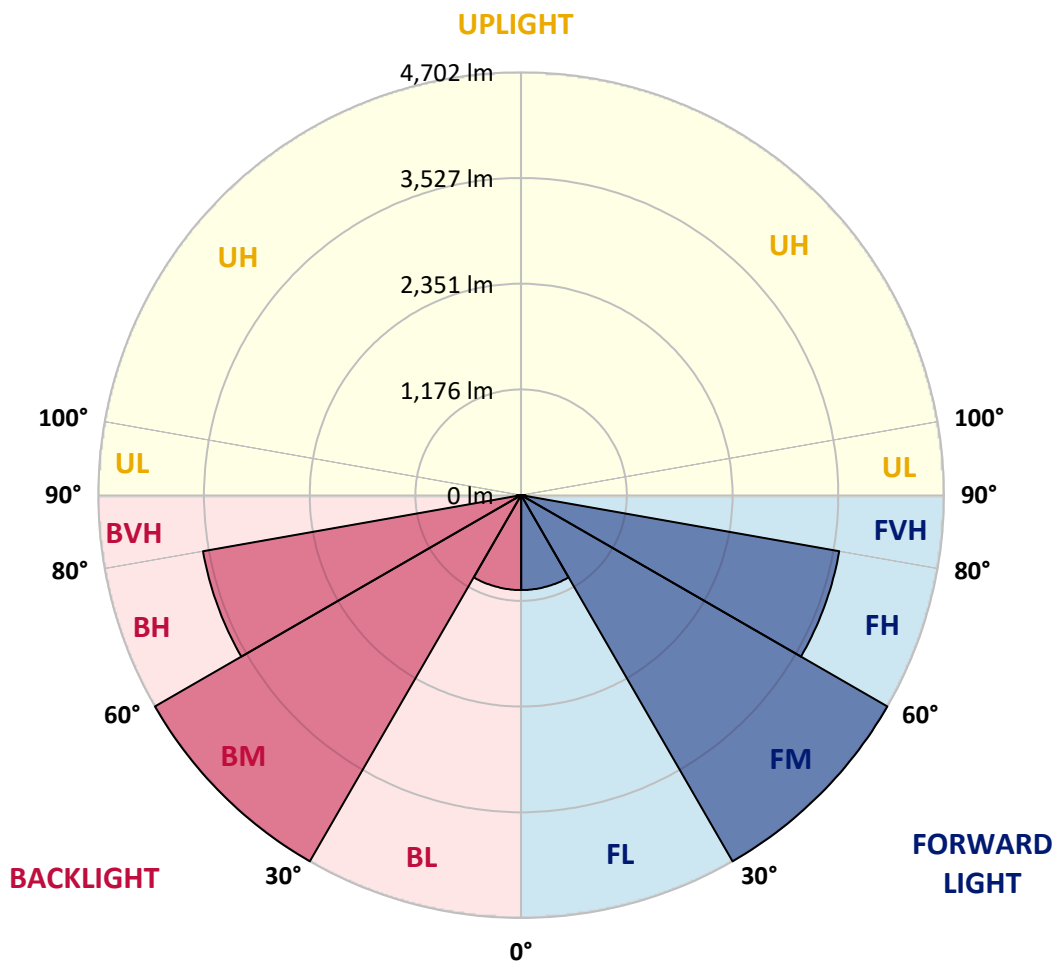
REPORT NUMBER: P871362
 CATALOG NUMBER: EMM2-HSN-SA3B-840-U-T5M

LUMINAIRE CLASSIFICATION SYSTEM LUMEN TABLE AND BUG RATING:

Zone	Lumens	% Fixture	Zone Rating/Lumen Limit		
			B	U	G
FL (0°-30°)	1055.5	5.6			
FM (30°-60°)	4702.2	25.0			
FH (60°-80°)	3592.3	19.1			G2/5000
FVH (80°-90°)	49.8	0.3			G1/100
BL (0°-30°)	1055.5	5.6	B3/2500		
BM (30°-60°)	4702.2	25.0	B3/5000		
BH (60°-80°)	3592.3	19.1	B4/5000		G2/5000
BVH (80°-90°)	49.8	0.3			G1/100
UL (90°-100°)	0.0	0.0		U0/0	
UH (100°-180°)	0.0	0.0		U0/0	

BUG Rating: B4-U0-G2

Type V Short





REPORT NUMBER: P871362
 CATALOG NUMBER: EMM2-HSN-SA3B-840-U-T5M

CANDELA DISTRIBUTION (FULL):

	0°	5°	15°	25°	35°	45°	55°	65°	75°	85°	90°
0°	2336.0	2336.0	2336.0	2336.0	2336.0	2336.0	2336.0	2336.0	2336.0	2336.0	2336.0
2.5°	2343.2	2343.2	2339.6	2339.6	2332.3	2339.6	2336.0	2339.6	2336.0	2336.0	2339.6
5°	2350.4	2350.4	2343.2	2346.8	2339.6	2343.2	2339.6	2346.8	2343.2	2339.6	2346.8
7.5°	2361.2	2361.2	2354.0	2357.6	2350.4	2354.0	2350.4	2357.6	2354.0	2354.0	2357.6
10°	2372.1	2375.7	2368.4	2364.8	2364.8	2368.4	2372.1	2375.7	2372.1	2372.1	2379.3
12.5°	2390.1	2393.7	2386.5	2382.9	2382.9	2386.5	2390.1	2397.3	2386.5	2386.5	2386.5
15°	2408.2	2408.2	2404.6	2400.9	2404.6	2408.2	2408.2	2415.4	2408.2	2400.9	2400.9
17.5°	2415.4	2419.0	2415.4	2422.6	2426.2	2429.8	2433.4	2433.4	2422.6	2419.0	2419.0
20°	2440.7	2444.3	2437.0	2440.7	2451.5	2465.9	2465.9	2465.9	2465.9	2455.1	2455.1
22.5°	2484.0	2487.6	2484.0	2484.0	2498.4	2512.9	2512.9	2523.7	2509.3	2502.0	2502.0
25°	2556.2	2556.2	2552.6	2556.2	2563.4	2570.6	2585.1	2592.3	2592.3	2588.7	2592.3
27.5°	2642.8	2646.5	2642.8	2642.8	2639.2	2653.7	2675.3	2686.2	2689.8	2693.4	2693.4
30°	2758.4	2765.6	2762.0	2765.6	2772.8	2783.6	2790.9	2794.5	2794.5	2787.3	2787.3
32.5°	2884.7	2892.0	2884.7	2902.8	2928.1	2928.1	2920.8	2935.3	2924.5	2917.2	2910.0
35°	3032.8	3032.8	3040.0	3047.2	3083.3	3101.4	3101.4	3094.1	3072.5	3061.7	3068.9
37.5°	3202.5	3206.1	3213.3	3216.9	3249.4	3281.9	3278.3	3260.2	3235.0	3206.1	3206.1
40°	3404.6	3397.4	3401.0	3426.3	3451.6	3491.3	3494.9	3469.6	3426.3	3397.4	3397.4
42.5°	3588.8	3592.4	3606.8	3639.3	3697.1	3729.6	3711.5	3668.2	3621.3	3585.2	3581.6
45°	3783.7	3780.1	3819.8	3888.4	3964.3	4004.0	3975.1	3913.7	3841.5	3794.6	3794.6
47.5°	3982.3	3978.7	4043.7	4155.6	4253.1	4285.6	4256.7	4177.3	4079.8	4011.2	4000.4
50°	4188.1	4202.6	4271.1	4430.0	4556.4	4592.5	4556.4	4451.7	4321.7	4231.4	4217.0
52.5°	4422.8	4433.6	4523.9	4697.2	4852.4	4935.5	4881.3	4726.1	4560.0	4451.7	4437.2
55°	4639.4	4646.6	4776.6	4986.0	5177.4	5289.3	5202.6	5004.1	4794.7	4657.5	4643.0
57.5°	4791.1	4809.1	4975.2	5246.0	5491.5	5621.5	5491.5	5278.5	5000.5	4830.8	4819.9
60°	4888.5	4917.4	5108.8	5448.2	5787.5	5928.3	5794.8	5498.7	5155.7	4935.5	4924.6
62.5°	4838.0	4877.7	5123.2	5567.3	6040.3	6191.9	6018.6	5603.4	5137.7	4859.7	4830.8
65°	4484.2	4513.0	4859.7	5480.6	6134.1	6368.8	6054.7	5487.9	4892.1	4585.3	4527.5
67.5°	3751.2	3801.8	4260.3	5061.8	5932.0	6202.7	5805.6	5072.7	4354.2	3978.7	3913.7
70°	2881.1	2971.4	3473.2	4343.4	5300.1	5607.0	5170.1	4282.0	3437.1	3054.4	2935.3
72.5°	1664.4	1805.2	2541.7	3390.2	4217.0	4448.1	3834.3	2993.1	2281.8	2011.0	1978.5
75°	552.4	602.9	1209.5	1953.2	2689.8	2805.3	2397.3	1888.3	1501.9	1285.3	1296.1
77.5°	270.8	270.8	364.7	714.9	1223.9	1444.2	1310.6	913.4	657.1	498.2	483.8
80°	216.6	216.6	252.7	350.2	411.6	483.8	411.6	299.7	245.5	223.8	234.7
82.5°	104.7	101.1	119.1	169.7	173.3	166.1	155.2	155.2	148.0	137.2	133.6
85°	7.2	7.2	14.4	32.5	54.2	72.2	83.0	79.4	75.8	65.0	72.2
87.5°	3.6	3.6	3.6	3.6	3.6	3.6	3.6	7.2	7.2	7.2	7.2
90°	0.0	0.0	0.0	0.0	0.0	0.0	0.0	0.0	0.0	0.0	0.0

Cooper Lighting Solutions Photometric Lab
1121 Highway 74 South
Peachtree City, GA 30269



LM-79-2019: Approved Method: Electrical and Photometric Measurements of Solid-State Lighting Products

Report Prepared for

Cooper Lighting Solutions

Streetworks

Report Number: SP1-2407-157-8

Test Date: 09/05/2024

Luminaire Tested: MEM2-HTN-SA-40-840-U-5WQ

Data in this report applies to families of products including MEM2-HTN-SA-40-840-U-5WQ

Test Information

Test Method: LM-79-2019
 Report Number: SP1-2407-157-8
 Test Lab: COOPER LIGHTING SOLUTIONS
 Photometer: SP1 - 76IN SPHERE
 Measurement Geometry: 4π
 Issue Date: 09/05/2024
 Manufacturer: COOPER LIGHTING SOLUTIONS
 Product Line: Streetworks
 Catalog Number: **MEM2-HTN-SA-40-840-U-5WQ**
 Description: Epic Modern Light Square 40W 5WQ Optic

Spectral Parameters

CCT (K): 3996
 CIE u': 0.2245
 CIE v': 0.5031
 Duv: 0.0012
 CIE x: 0.3815
 CIE y: 0.3799
 CIE z: 0.2386
 Peak Wavelength (nm): 449
 Dominant Wavelength (nm): 578
 Purity: 28.49233
 Rf: 82.6
 Rg: 95.1

CRI (Ra):	80.6		
R1:	78.1	R9:	-5.8
R2:	87.1	R10:	70.3
R3:	94.5	R11:	78.7
R4:	79.7	R12:	60.5
R5:	78.7	R13:	80.2
R6:	82.7	R14:	97.2
R7:	84.3	R15:	70.6
R8:	59.5		



Test Conditions

Stabilization Time: 29M
 Operation Time: 1H 29M
 Sphere Temperature (°C): 24.3

REPORT NUMBER: SP1-2407-157-8

Measurement and Test Equipment			
Instrument	Identification Number	Calibration Date	Calibration Due Date
Photometer	IN0058	6/18/2024	12/18/2024
Power Meter	INXT2011004	2/8/2024	2/8/2025
AC Power Source	IN0063	10/24/2023	10/24/2024
DC Power Source	IN0208	10/24/2023	10/24/2024
Sphere Thermometer	IN0085	10/24/2023	10/24/2024
Room Thermometer	IN0046	10/24/2023	10/24/2024

REPORT NUMBER: SP1-2407-157-8

CIE 1931 Chromaticity Diagram



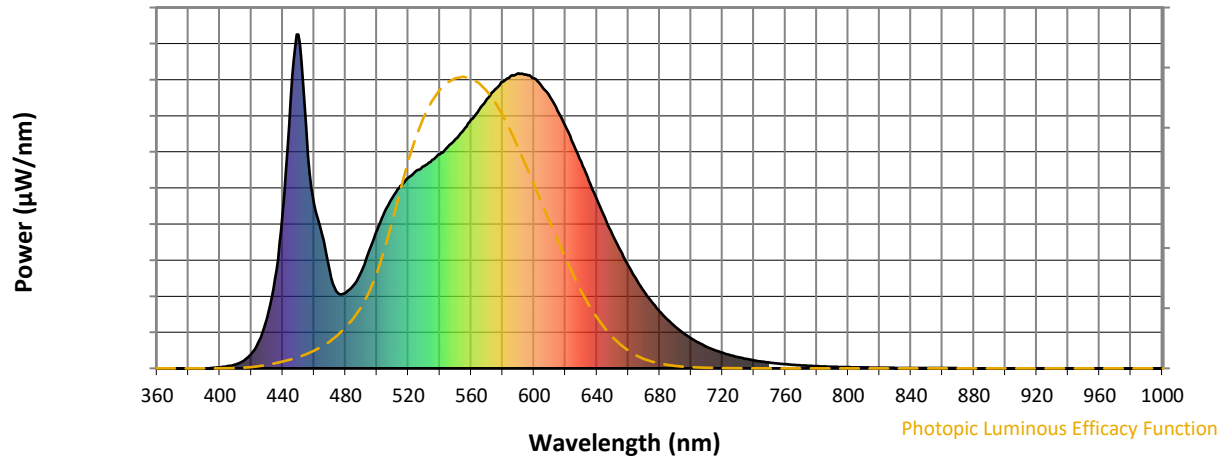
CIE 1931 Chromaticity Diagram with 2017 ANSI 7-Step and 4-Step Quadrangles



Point lies inside the ANSI 4000K 4-step quadrangle

REPORT NUMBER: SP1-2407-157-8

Photopic Flux vs. Wavelength



Photopic Lumens: NR

λ (nm)	Power W [^] /nm	Lumens (ϕ /nm)	λ (nm)	Power W [^] /nm	Lumens (ϕ /nm)	λ (nm)	Power W [^] /nm	Lumens (ϕ /nm)	λ (nm)	Power W [^] /nm	Lumens (ϕ /nm)	λ (nm)	Power W [^] /nm	Lumens (ϕ /nm)
360	0	NR	490	289	NR	620	725	NR	750	17	NR	880	0	NR
365	0	NR	495	351	NR	625	673	NR	755	15	NR	885	0	NR
370	0	NR	500	414	NR	630	619	NR	760	13	NR	890	0	NR
375	0	NR	505	470	NR	635	562	NR	765	11	NR	895	0	NR
380	0	NR	510	513	NR	640	506	NR	770	9	NR	900	0	NR
385	0	NR	515	546	NR	645	452	NR	775	8	NR	905	0	NR
390	0	NR	520	571	NR	650	400	NR	780	7	NR	910	0	NR
395	1	NR	525	592	NR	655	352	NR	785	6	NR	915	0	NR
400	3	NR	530	606	NR	660	307	NR	790	5	NR	920	0	NR
405	6	NR	535	624	NR	665	267	NR	795	4	NR	925	0	NR
410	12	NR	540	642	NR	670	231	NR	800	4	NR	930	0	NR
415	22	NR	545	663	NR	675	199	NR	805	3	NR	935	0	NR
420	44	NR	550	686	NR	680	171	NR	810	3	NR	940	0	NR
425	83	NR	555	713	NR	685	146	NR	815	2	NR	945	0	NR
430	150	NR	560	745	NR	690	125	NR	820	2	NR	950	0	NR
435	267	NR	565	774	NR	695	106	NR	825	2	NR	955	0	NR
440	466	NR	570	806	NR	700	90	NR	830	1	NR	960	0	NR
445	804	NR	575	835	NR	705	76	NR	835	1	NR	965	0	NR
450	1000	NR	580	858	NR	710	65	NR	840	1	NR	970	0	NR
455	715	NR	585	875	NR	715	55	NR	845	1	NR	975	0	NR
460	492	NR	590	884	NR	720	47	NR	850	1	NR	980	0	NR
465	402	NR	595	880	NR	725	40	NR	855	1	NR	985	0	NR
470	288	NR	600	868	NR	730	34	NR	860	1	NR	990	0	NR
475	226	NR	605	844	NR	735	28	NR	865	1	NR	995	0	NR
480	227	NR	610	814	NR	740	24	NR	870	0	NR	1000	0	NR
485	248	NR	615	771	NR	745	20	NR	875	0	NR			

REPORT NUMBER: SP1-2407-157-8

Scotopic Flux vs. Wavelength



Scotopic Lumens: NR

S/P: 1.66

λ (nm)	Power W [^] /nm	Lumens (φ/nm)	λ (nm)	Power W [^] /nm	Lumens (φ/nm)	λ (nm)	Power W [^] /nm	Lumens (φ/nm)	λ (nm)	Power W [^] /nm	Lumens (φ/nm)	λ (nm)	Power W [^] /nm	Lumens (φ/nm)
360	0	NR	490	289	NR	620	725	NR	750	17	NR	880	0	NR
365	0	NR	495	351	NR	625	673	NR	755	15	NR	885	0	NR
370	0	NR	500	414	NR	630	619	NR	760	13	NR	890	0	NR
375	0	NR	505	470	NR	635	562	NR	765	11	NR	895	0	NR
380	0	NR	510	513	NR	640	506	NR	770	9	NR	900	0	NR
385	0	NR	515	546	NR	645	452	NR	775	8	NR	905	0	NR
390	0	NR	520	571	NR	650	400	NR	780	7	NR	910	0	NR
395	1	NR	525	592	NR	655	352	NR	785	6	NR	915	0	NR
400	3	NR	530	606	NR	660	307	NR	790	5	NR	920	0	NR
405	6	NR	535	624	NR	665	267	NR	795	4	NR	925	0	NR
410	12	NR	540	642	NR	670	231	NR	800	4	NR	930	0	NR
415	22	NR	545	663	NR	675	199	NR	805	3	NR	935	0	NR
420	44	NR	550	686	NR	680	171	NR	810	3	NR	940	0	NR
425	83	NR	555	713	NR	685	146	NR	815	2	NR	945	0	NR
430	150	NR	560	745	NR	690	125	NR	820	2	NR	950	0	NR
435	267	NR	565	774	NR	695	106	NR	825	2	NR	955	0	NR
440	466	NR	570	806	NR	700	90	NR	830	1	NR	960	0	NR
445	804	NR	575	835	NR	705	76	NR	835	1	NR	965	0	NR
450	1000	NR	580	858	NR	710	65	NR	840	1	NR	970	0	NR
455	715	NR	585	875	NR	715	55	NR	845	1	NR	975	0	NR
460	492	NR	590	884	NR	720	47	NR	850	1	NR	980	0	NR
465	402	NR	595	880	NR	725	40	NR	855	1	NR	985	0	NR
470	288	NR	600	868	NR	730	34	NR	860	1	NR	990	0	NR
475	226	NR	605	844	NR	735	28	NR	865	1	NR	995	0	NR
480	227	NR	610	814	NR	740	24	NR	870	0	NR	1000	0	NR
485	248	NR	615	771	NR	745	20	NR	875	0	NR			

REPORT NUMBER: SP1-2407-157-8

Melanopic Flux vs. Wavelength



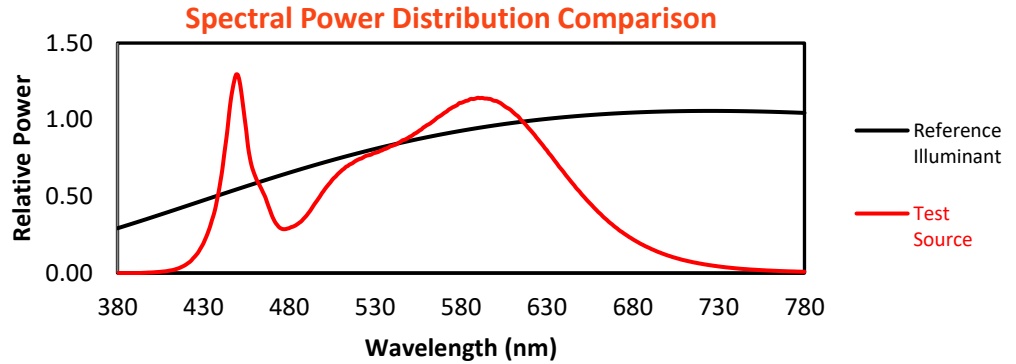
Melanopic Lumens: NR

M/P: 3.37

λ (nm)	Power W [^] /nm	Lumens (φ/nm)	λ (nm)	Power W [^] /nm	Lumens (φ/nm)	λ (nm)	Power W [^] /nm	Lumens (φ/nm)	λ (nm)	Power W [^] /nm	Lumens (φ/nm)	λ (nm)	Power W [^] /nm	Lumens (φ/nm)
360	0	NR	490	289	NR	620	725	NR	750	17	NR	880	0	NR
365	0	NR	495	351	NR	625	673	NR	755	15	NR	885	0	NR
370	0	NR	500	414	NR	630	619	NR	760	13	NR	890	0	NR
375	0	NR	505	470	NR	635	562	NR	765	11	NR	895	0	NR
380	0	NR	510	513	NR	640	506	NR	770	9	NR	900	0	NR
385	0	NR	515	546	NR	645	452	NR	775	8	NR	905	0	NR
390	0	NR	520	571	NR	650	400	NR	780	7	NR	910	0	NR
395	1	NR	525	592	NR	655	352	NR	785	6	NR	915	0	NR
400	3	NR	530	606	NR	660	307	NR	790	5	NR	920	0	NR
405	6	NR	535	624	NR	665	267	NR	795	4	NR	925	0	NR
410	12	NR	540	642	NR	670	231	NR	800	4	NR	930	0	NR
415	22	NR	545	663	NR	675	199	NR	805	3	NR	935	0	NR
420	44	NR	550	686	NR	680	171	NR	810	3	NR	940	0	NR
425	83	NR	555	713	NR	685	146	NR	815	2	NR	945	0	NR
430	150	NR	560	745	NR	690	125	NR	820	2	NR	950	0	NR
435	267	NR	565	774	NR	695	106	NR	825	2	NR	955	0	NR
440	466	NR	570	806	NR	700	90	NR	830	1	NR	960	0	NR
445	804	NR	575	835	NR	705	76	NR	835	1	NR	965	0	NR
450	1000	NR	580	858	NR	710	65	NR	840	1	NR	970	0	NR
455	715	NR	585	875	NR	715	55	NR	845	1	NR	975	0	NR
460	492	NR	590	884	NR	720	47	NR	850	1	NR	980	0	NR
465	402	NR	595	880	NR	725	40	NR	855	1	NR	985	0	NR
470	288	NR	600	868	NR	730	34	NR	860	1	NR	990	0	NR
475	226	NR	605	844	NR	735	28	NR	865	1	NR	995	0	NR
480	227	NR	610	814	NR	740	24	NR	870	0	NR	1000	0	NR
485	248	NR	615	771	NR	745	20	NR	875	0	NR			

Summary

$R_f = 82.6$
 $R_g = 95.1$
 CIE $R_a = 80.6$
 $R_9 = -5.8$

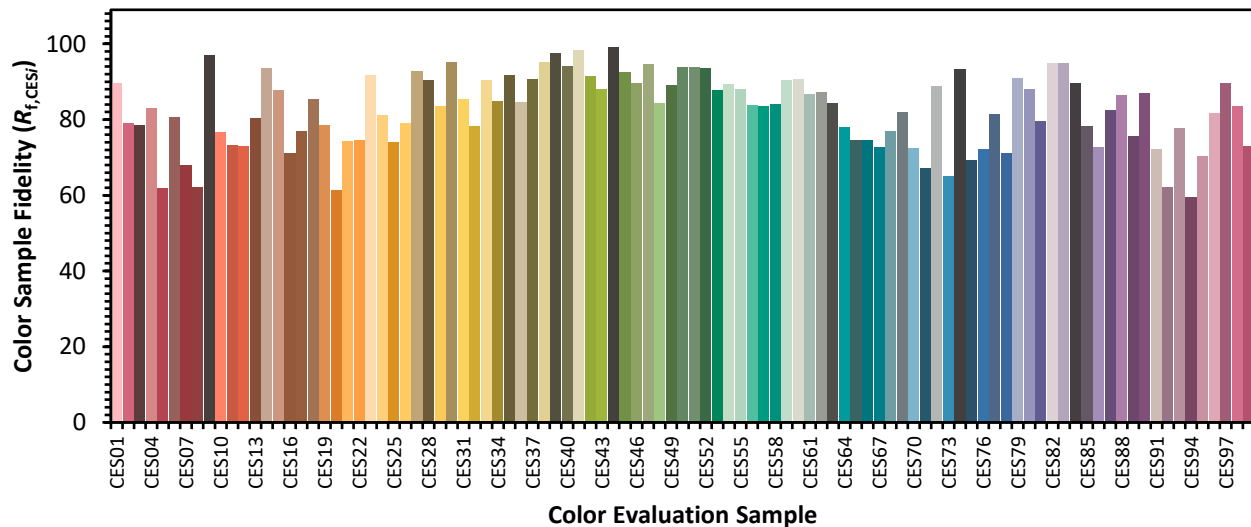


Color Vector Graphics



Individual Sample Fidelity Index ($R_{f,i}$)

CES01 = 85	CES26 = 79	CES51 = 94	CES76 = 72
CES02 = 61	CES27 = 93	CES52 = 94	CES77 = 82
CES03 = 31	CES28 = 90	CES53 = 88	CES78 = 71
CES04 = 69	CES29 = 83	CES54 = 89	CES79 = 91
CES05 = 48	CES30 = 95	CES55 = 88	CES80 = 88
CES06 = 50	CES31 = 86	CES56 = 84	CES81 = 80
CES07 = 40	CES32 = 78	CES57 = 84	CES82 = 95
CES08 = 39	CES33 = 90	CES58 = 84	CES83 = 95
CES09 = 29	CES34 = 85	CES59 = 90	CES84 = 90
CES10 = 74	CES35 = 92	CES60 = 91	CES85 = 78
CES11 = 57	CES36 = 85	CES61 = 87	CES86 = 73
CES12 = 63	CES37 = 91	CES62 = 87	CES87 = 83
CES13 = 42	CES38 = 95	CES63 = 84	CES88 = 86
CES14 = 74	CES39 = 98	CES64 = 78	CES89 = 76
CES15 = 71	CES40 = 94	CES65 = 75	CES90 = 87
CES16 = 46	CES41 = 98	CES66 = 75	CES91 = 72
CES17 = 49	CES42 = 92	CES67 = 73	CES92 = 62
CES18 = 56	CES43 = 88	CES68 = 77	CES93 = 78
CES19 = 71	CES44 = 99	CES69 = 82	CES94 = 60
CES20 = 65	CES45 = 93	CES70 = 72	CES95 = 70
CES21 = 86	CES46 = 90	CES71 = 67	CES96 = 82
CES22 = 78	CES47 = 95	CES72 = 89	CES97 = 90
CES23 = 91	CES48 = 84	CES73 = 65	CES98 = 84
CES24 = 90	CES49 = 89	CES74 = 93	CES99 = 73
CES25 = 71	CES50 = 94	CES75 = 69	



Color Rendition by Hue-Angle Bin



Measure Comparisons



(END OF REPORT)